


Precision Trailers

'Make Your
Decision
to Tow
Precision'




Proudly Built in Canada by Canadians





Even when coupled to 4 door truck, with a tool chest and proper hitch placement in the short box, you still get a full sized storage on the neck and ability to make sharp turns. Precision gooseneck trailers are designed for exceptional maneuverability.



Spring assist folding ramps, with pop-up center section, on beavertail - standard



Available in neck tool box and stone guard.



Work lights optional



Built-in winch mount optional



Hidaway step - standard



Dunnage rack and gooseneck Toolbox are both available.




PRECISION HEAVY DUTY GOOSENECK TRAILERS

- ✓ Designed for maximum maneuverability, even when coupled to a short box, crew cab pick-up with a tool box.
- ✓ Clean modern and aerodynamic design for today's trucks.
- ✓ Superior neck to frame joint with no exposed welds
- ✓ Full size storage area on neck.
- ✓ Lower deck heights with "pierced frame technology" on many models
- ✓ Axle and frame combinations available for all GVW's up to 74,000 lbs.



Reinforced, continuous rub rail with stake pockets plus a continuous under deck tie down is standard. Meets new tie down regulations. Ratchet tie down(s) (sliding or fixed) are available.



Deep Hitch mounted Toolbox available.



Available, lockable chain storage.







Straight, deck models are available with slide in ramps, stand-up ramps or 2 piece folding beavertail ramps for full width loading.



Tilting deck models come with a checkerplate dovetail ramps.



60/40 tilting deck models come with a mechanical lock and a quick shut valve. In addition to cushion the tilt, the valve also allows you to lock the deck in any position.



PRECISION CAR & EQUIPMENT TRAILERS


Standard Features:

- Job sized, heavy walled, rectangular tubing main frame with "I" Beam Cross Members
- Stake pockets and continues tie down/rub rail
- All Trailers are sandblasted, epoxy primed and finished with industrial paint.
- Job sized heavy duty jacks
- No exposed wiring. Heat shrunk connections, LED rubber mounted lights (D.O.T approved).
- Twin Beavertail folding ramps, or slide in ramps, or dovetail with stand-up ramps and built in stabilizers, or hydraulically operated tilting deck.

Popular Options:

- ✓ Various brake packages ✓ Spare wheel/tire
- ✓ Hitch mounted tool box ✓ Gooseneck models
- ✓ Rubberized stone guard paint protection


Many other options available, please go to our website www.precisiontrailers.ca




Optional - Deep A-Frame Toolbox.



Tilting is hydraulically controlled on full deck tilting models. Available with manual or electric over hydraulic operation.



With Precision you get an engineered dumping system which includes an industrial capacity hoist and engineered placement for positive lifting and cleanout.



All precision dump trailers come with rear slide-in loading ramps and side step for easy inspection.



The tailgate can be unlatched from the bottom and set to spread your load or opened from the center out (barn door style). The doors can be latched open for total access and cleanout.



Fold down sides and roll tarps are available. Wall mounted D-Rings are standard.



Lite duty dump trailers now available.

For Industrial, Construction, Agriculture and Recreational
HAND CRAFTED WITH PRIDE IN WESTERN CANADA

TOP GUN

TRAILER SALES

"For Those Who Demand The Best"